

目 录

.....	1
.....	7
—— Utrecht	14
.....	19
" AA V" A	24
""	31
.....	40



... 47

— 55

..... 60

..... 70

..... 74

/ 80

OVERSEAS CHINESE EDUCATION

Quarterly

Number 2 June 2008 Serial No 47

Contents

What are Good Activities in Language Classrooms: Toward Instructional Strategies for Chinese Classrooms	(1)
Studies on Discourse Teaching in TCFL: Retrospect and Reflection	(7)
Acquisition of Chinese by European Absolute Beginners in Short-term Programs: Developmental Features and Instructional Countermeasures	(14)
Social Strategies in L2 Acquisition Device: From the Perspective of Rhetoric in the Broad Sense	(19)
Semantic Features and Conditions of “A” in the “AA V” Construction	(24)
An Analysis of the Use of the “ ...” Pattern in Colloquial Chinese	(31)
Developing Chinese Materials for Medicine Majors	(40)
Chinese Teachers in Overseas Schools: Investigating Current Situations and Conceptualizing a New Training Model	(47)
The Cultural Basis of the Chinese Language	(55)
The Chinese Culture of the Overseas Chinese in the New Era: Characteristics and Growing Trends	(60)
A Gallery of Female Characters as Portrayed by the Philippine-Chinese Writer	(70)
Teaching Vocabulary to Korean Students Based on Contrastive Analysis of Homographs and Homographic Synonyms in Chinese and Korean	(74)

“ ”

1

2

3

”

” 21

” ” ① ”

” ” ” ”

”

”

_____”

”

②

3 1 2
the Post Method Era

" "

" " 21

③

information

gap reasoning gap opinion gap
" " " the post method era
70 "

— " " Jack C. Richards
" " " post methods 20 70

" " top - down
" "

" "

“ ”

“ ” “ ”

“ ”

—— “ ”

“

—

—

—

”

”

”

“ ”

“ ”

“ ”

2007

Easy Steps to Chinese

4 1 3

“ ”

1

④

2

3

7

4 “ ... ” 8

5

6

7

8

9

9

6

10

5

10

— " "

" "

" "

1.2

" "

" "

" "

" "

" "

/

/

/

—

3

1

2

3

1

4

2

5

/

/

/

“

”

“

”

“

”

discourse

2004 ①

" "

2001

2005 ②

1.

1

p

1984

*

"

"

1999

" " " "
"

1999 404

"

2004

" "

2004

A. 1999 " " ' ' —

2002

B. 1999

2001

4 genre — " " " 1998

2. 2003

" " " "

2006 111 ③

2006 " " " "

2001

" " "

"

3.

1

A.

1997

1997

1999

1997

1996

1997

1999

B.

2000

2005a

2005b

2000

" " " "

2001

2004

" "

3

2000

2004

2008

" "

4

2000

2005

5

2005

1.

2.

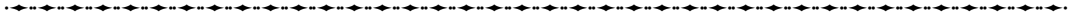
3.

4.

genre

- ① . [J], ,2004, (6) .
- ② . [J], ,2001, (3) . [C].
 [A], . — [C].
 : ,2005. 1 - 14.
- ③ . [J], ,2006, (2) .

. () [M]. : ,2001.
 . [M]. : ,2002.
 . [M], : ,2002.
 40 , , .



73

" "

2000

. [J]. [M]. ,1974.
 . [A]. [C]. ,1971.
 . [J]. , [M], ,2000.
 . — [M]. ,1986.



Utrecht

Utrecht

Utrecht

14 140

Utrecht

Utrecht

Utrecht

14

1—2 " "

1. " "

2. " "

0.5 - 1 " "

3.

2

1.

q ch x sh an ang en eng ou uo

5

2.

3.

"

" "

"

" "

2

1.

"

"

" " " " " " "

2. " " " "

" "

" " " "

3.

"

" "

"

6

1.

" "

14

"

" "

"

"

! ! "

3

2008 2 47

"	①		Stern 1983	"
		40	7	②
			17.5%	33
"	"	"	"	"

—

“

” ③

“

”

“

”

“

”

—

—

—

—

1.

2.

3.

4.

esis

$i + 1$

i

Input Hypoth-

i

1

5.

"

"

“ AA V” A

* ①

”

” ” ” ” ”

” ”

“ AA V”

” AA

V”

A

A

A

“ AA V”

”

”

” ”

A

V

“ AA V”

” AA

V”

A

AA V

A

2003

2110

316

81 25.6%

49 A

32 B

316

159

AA ① 159

*

2007

”

”

07JA740011

”

”

cw0509

" AA V" 2000
37

159
" AA V" 37

1

AA V A
" AA V" AA
" V"
" AA V" A
2005

2005 388
17 + + + +
+ + + + + + + +
+ + + + 17

" AA V" A A
2005

17 " AA V" A
A A
1. + 9 ②

2. + 4
3. + 12

" " " "
4. + 2

$$5. + 2$$

$$6. + 2$$

$$7. +$$

.....

.....

1946

.....

3.

12

/ /

/ /

/ / / / / / / / / /

/ / / / / / / / / /

/ /

/ /

/ / / / / / / / / / / / / /

/ /

/ /

/ /

/ /

.....

.....

.....

.....

.....

72.5

.....

.....

.....

.....

.....

.....

.....

4.

4

.....

/

/

.....

.....

.....

5.
/ /

1

"AA V" AA V A
A V
A

AA V A

"AA V"

+ + + + + + +

+
"AA V"

+ " " + " " + " " + " " + " "
" + " " + " " + " " + " " + " "

" " + " " + " " + " " + " " + " " + " "
+ " " + " " + " " + " " + " " + " "

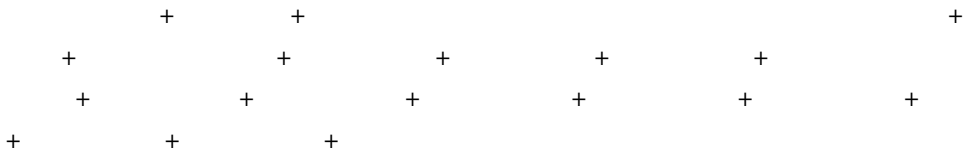
V"
" " " + " "
" " " + " " + " " + " " + " "

"AA V"

"AA V" A



+ + + + + + +
+ + + + + + +
+ + +



. II 99 . .
 I 19
 " " II 1

*
 *
 *
 *
 *
 " AA V"
 " AA V" A
 " AA V" A
 " AA V"

① « » :“ 2110 , 316 , 157 AA .” ,316 159 AA .

② : () . : , (2005) ; . : ,2003. ;

· [D]. : , 2005.

· [J]. , 1965, (6).

· (II) [M]. : , 2004.

· (I) [M]. : , 2004.

· (II) [M]. : , 2004.

· [M]. : , 2003.

· [D]. : , 2002.


· [J]. , 2005, (1).

· [J]. , 1966, (2).

[M]. : , 1982.

· () [Z]. : , 2005.

· [M]. : , 2003.



80

15

14

/

“ ”

“ ”

“ ” “ ” “ ”

“ ” “ ” “ ” “ ”

“ ”

①

②

③

④

“ ”

“ ”

“ ”
“ - 1 - / - 2 ”

“ ”

“ ”

“ ”

“ ”

“ ”

“

” \

\

“

”

“

”

“

”

“

”

“ ” “ ” “ ” “ ”

“ + ”

1991 6 1180 " " " 裏 " "

" " " " " " " "

1993 9 426 " " " " " "

" " " " " " " "

" " " " " " " "

" " " " " " " "

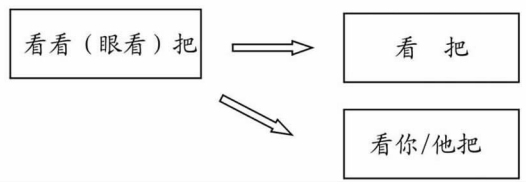
" " " " " " " "

" " " " " " " "

" " " " " " " "

" " " " " " " "

5 " " " " " "



" " " " " " " "

" \ \"

" "

1. " " " + / + "

+ "

1 + NP +

\1995

\1996

" " " + NP + + + "

3

*

*

*

*

*

*

2 + NP + +

" " " + NP + + + "

" " " " " " + /

+ / "

2. " " " + NP + + "

" "

\1995

3. " " " + NP + + + "

1 + NP + + + +
" "

2 + NP + + + +
" "

" "

" " " + NP + / + +
+ " "

" "

de 5

3 + NP + +

4 + NP + / +

" " " "
* /
38 * /
" "
39 *
39 *

" "

" "

" "

1.

"	" "	"	"
" ""	" " " "
	" "		

2.

....."

" "

"

.....	"	" "	"	"
....."			"	" "
....."				" "

" "

3.

"	"	" "	" "	" "
---	---	-----	-----	-----

2

"	"	"	"	"	"
				"	" " " "

" "

3

" " + + " "

1. ""

+

" "

2 .

+ " + " " " + "

..... "

" " " " " " " " " " " " " " "

1. " "

" + " " " " " "

2. " "

.....

" + " "

1. " + NP + + / + "

\1995

2. " + NP + + " " " "

79

" "

\1995

3. " + NP + + "

"

....."

.....

" "

""

1.

""

2.

“ ”

“ ”

de 5

“

..... ”

- . [M]. : , 1998.
- . [M]. : , 2005.
- . [M]. : , 2005.
- . [M]. : , 2005.
- . [M]. : , 1991.
- , . [M]. : , 2004.
- . [M]. : , 2005.
- , . [M]. : , 1993.
- . [M]. : , 2002.
- . [M]. : , 2000.
- . “ ” [J]. , 2004, (2) .

* -

“

“ “ ”

①

“ ”

2006

—
2005

“

”

2006

“

”

“

”

2004

*

”

2008.4.5

”

“ ”

“ ” “ ” “ ” “ ”

“ ”
“ ”

1992

287

1993

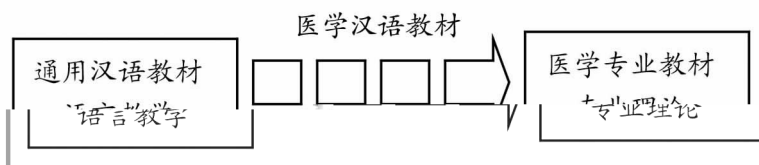
1997

珣 2000

“ ”

2004

珣



2007

“ ”

“ ”

1. “ ”

②

2. “ ”

3. “ ”

“ ” “ ” “ ” “ ” “ ”

“ ” “ ” “ ” “ ” “ ” “ ” “ ”

“ ” “ ” “ ” “ ” “ ” “ ” “ ”

“ ” “ ” “ ” “ ” “ ” “ ” “ ”

“ ” “ ” “ ” “ ” “ ” “ ” “ ”

1993

珣 2000
2004

1988

“ ” “ ” “ ” “ ” “ ” “ ” “ ” “ ”

“ ” “ ” “ ” “ ” “ ” “ ” “ ” “ ”

—

1

2

3

" " "

1

2

3

"

- -

"

"

"

" "

" " " "

" " " "

2007

"

/

"

1

2

③

15

60

" "

30

- / " " " " " " - /

30

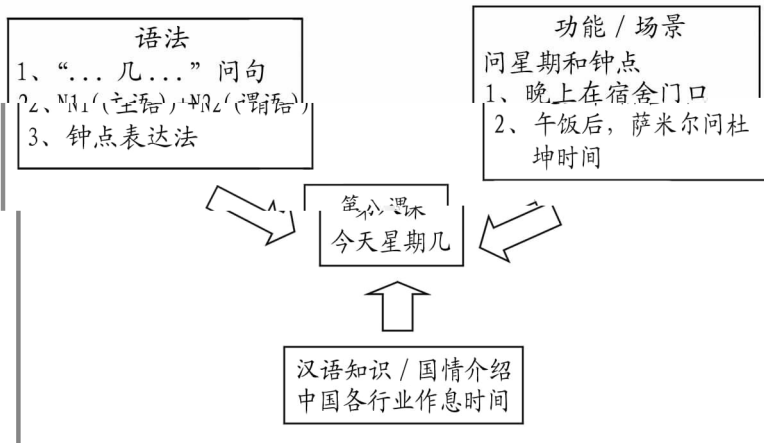
" - / - " " " "

④

1-3

HSK

/ " " " " / /



1. " "

2. " " " " " "

" "

1

2

" / + / + / "

" "

" " ⑤

3

4

" / + / + / "

" "

3. " " " " " " " "

" "

" "

" "

4. " / "

1

2

3

4

5

6

7

8

9

10

11

12

13

14

15

- ① “ ;
- “ () , 2007/2008 24 2095 . ”
- ②“ ” , “ ” “ ” “ ” “ ”
- ③“ »() , 60 . , « »
- ④
- ⑤

[M]. : ,1992.

[Z]. : ,1991.

[J]. .2004,(2).

[A]. () [C] : ,2004.

珣. [M]. : ,2000.

[J]. ,2006,(5).

() [J]. .1993,(3).

“ () » .2007 7 25 .

[J]. .1997,(2).

[A]. [C]. : ,1988.

[J]. .2005,(5).

2005

2006

“ ” ” “ ” “ ” “ ”
“ ” ” 16 “ ” “ ” “ ”
“ ” “ ” “ ” “ ” “ ”

“ ”

50

400

20

18

2001

2005

20

2006

2004 2005 2006
1 289

③

1.

1

5	20 - 30	3	2	8	3	2	13
37	31 - 40	8	17	34	6	5	15
42	41 - 50	26	23		6	10	2
	51 - 60	5	0		27	15	2

2

4	20 - 30	4	3	5	2	28	
53	31 - 40	28	10	4	5	12	
57	41 - 50	22	43	42	10	7	
	51 - 60	3	1	6	15	8	

3

18	20 - 30	10	2	4	2	21	
62	31 - 40	34	15	6	5	12	
80	41 - 50	25	57	62	10	13	
	51 - 60	10	6	8	15	34	

4

7	20 - 30	17	0	3	2	10
72	31 - 40	14	5	76	5	12
79	41 - 50	21	46	0	10	23
	51 - 60	22	23		15	34
	61	5	5			

5

7	20 - 30	8	0	0
24	31 - 40	1	0	2
31	41 - 50	4	5	29
	51 - 60	12	8	
	61	6	14	
			4	

2.

6

9. " " " " " 71%
10. " " " " " 69%
1. A B C D × 74%
2. A B C D × 29%
3. A B × C D 88%
4. A B C D × 83%
5. A ×B C D 93%
6. A B × C D 88%
7. A × B C D 95%
8. " " " " " A B C D × 90%
9. A B C × D 83%
10. A B C × D 88%

3. ④

8

40%	88%	22%	76%	
70%	33%	13%	24%	
26%	19%	8%		
38%	52%	47%		
57%	79%			
40%	64%			
25%	45%			
52%				

年龄	美国	德国	菲律宾	印度尼西亚
20 - 30	7%	7%	22%	26%
31 - 40	19%	49%	18%	3%
41 - 50	62%	39%	27%	13%
51 - 60	12%	5%	28%	39%
61	0	0	6%	19%
最后学历	美国	德国	菲律宾	印度尼西亚
	5%	5%	0	0
	40%	18%	8%	0
	55%	75%	58%	16%
	0	2%	29%	26%
	0	0	6%	45%
	0	0	0	13%
任教情况	美国	德国	菲律宾	印度尼西亚
	29%	7%	100%	6%
	71%	93%	0	94%
籍贯分布	美国	德国	菲律宾	印度尼西亚
	23	19	7	3

1. 61
 6% 19%
 100% 98% 64%
 16% 58%
2. " "
 " " " 5% 76% " " 24% "
 " " " 100%
 94% " "
3. 42 23 57
 19 31

3 71%

" " 39 40 7

3 85%

4. 42

" 72% " 81% "

" "

Praxis

" " " " " "

2006

" " " " " " 10 " " 8 " " 10 " 8

“ ” ” ” ” ” ” ”
” ” ” ” ” ” ” ”
” 76%

“ ”

“ ” ” ”

- ① .
 - ② , 42 .
 - ③ 42 . «
- » , × .

[M] . : , 2006.
Learning Express, LLC PPST Praxis 1: Pre – Professional Skill Test[M] . Printed in the United State of America, 98765432.

2008 2 47

”

”

”

”

2002 31

" " " " " " " "

" "

"

"

" " "

" " "

Michael Prosser

" " 2002 516

" 1983 824

" " "

" " " " " " " "

" "

" " " 2000

216

" "

"

"

2000 237

" "

"

"

1994 213

" "

" " "

" " "

" " "

" " "

" " "

" " "

" "

" " " "

" " " " " "

" " 2003 229

" " " " " 2003 229 " "

" " 2003 86

" " 2003 102

" " " " " " " " " 2003

161

" " " " "

" " " "

" " 2003 250

"

" 2003 349 " "

" " " " " 1954 219 " "

"

" " "

" " " 1988

450

" " " "

"

"

" " "

" " 1992 353

" " 1992 17

"

.....

" 1992 552

“ 愔 ”

”

“

”

”

” ”

”

”

”

”

” ”

” ”

” ”

” ”

” ”

” ”

” ”

”

”

”

”

”

”

” ”

”

”

”

”

” ”

”

”

” ”

” ”

”

”

”

” ”

“ ” “ ” “ ”

2003 1

1 22

“ ” “ ” “ ”

“ ” “ ” “ ” “ ”

“ ” “ ” “ ” “ ”

“ ” “ ” “ ” “ ” “ ” “ ”

41 “ ” “ ” “ ” “ ”

“ ” “ ”

“ ” “ ”

20

“ ” “ ” “ ” “ ”

“ ” “ ” “ ” “ ”

， : [M] . ,2002.

[M] . : ,1983.

[M] . : ,2003.

[M] . : ,1988.

[M] . : ,2000.

8 [M] . : ,1994.

[M] . : ,2002.

[M] . : ,1954.

[M] . : ,1994.

2008 2 47

20 70

—

1950

20 70

" "

ABC American—born Chinese

60% - -80%

W. F.

culture lag

“ ”

—

①

—

20

70

“

”

1.

60

13

1996

3

②

4

2.

20

70

70

20

96%

80% ③

20 70

200

30

1990

1997

4

④

32. 4

23

1989

3

1989

55

"

"

⑤

3.

20

1971

2001

70

20%

27%

34%

19% ⑥

4.

20

93. 2%

70

61. 4% ⑦

20

70

15

5.

40%

85.

6%

65.8% ⑧

20

80

3000

100

2300

⑨

“ ”

“ ”

“ ”

“ ”

⑩

“ ”

“ ”

“ ”

“

” ①

②

⑬

diaspora

⑭

“ ”

- ① [M] , 2007. 16.
- ② [J] , 2003 , (9) : 91.
- ③ [J] , 2002, (3) : 36.
- ④() , 2000 - 11 - 14 21 [J]
 , 2003, (7) : 54
- ⑤ ,

“ ”

“

” 2000

“ ”

“ ”

“

”

“

”

“

”

“

”

“

”

“

”

“

”

“

”

“

”

“

”

“

”

“

”

“

”

“

”

“

”

“

-----"

"

"

"

"

"

"

"

"

"

"

"

"

"

"

"

"

"

-----"

"

"

"

"

"

"

"

"

"

"

"

"

"

"

"

"

"

"

"

"

"

"

"

"

"

"

"

"

"

"

"

"

"

"

"

"

"

"

"

" "

" "

"

"

"

"

"

"

"

"

"

"

" "

"

"

"

"

"

"

1986

"

"

"

"

"

"

"

"

"

"

"

"

"

"

"

"

"

"

"

" "

"

“ ”
— —

”

”

”

”

”

”

2000

”

”

1974

”

”

1

2

	①	HANGEUL
	164125	
153470	81362	53.01% ②

1996 1987
1 2 3 4

8625

8625 20% 1762 1762

1677 95%

" "

1. 881

2. 410

200

115

57%

3. 319

4. 48

5. 2

6. 5

		85		5%			
1.	34						
	"	"	"	"	"	"	"
2.	8						
	"	"	①	②	①	②	
		"	"				
3.	36						
	"	"					" "
4.	7				"	"	①
②					①		②

1.

" " " " " "
 " " " " " "
 " " " " " "

2.

" " " " " " " " " " "
 " " " " " " " " " "
 " " " " " " " " " "
 " " " " " " " " " "

3.

" " " " " " " " " " "
 " " " " " " " " " " "
 " " " " " " " " " " "

4.

" " " " " " " " " " " "
 " " " " " " " " " " "
 " " " " " " " " " " "

" " " " " " " " " "
 " " " " " " " " " "
 " " " " " " " " " "

" " " " " "

" " " " " " " " "

Stephen Krashen

" " " "

①

② HANGEUL , « », 1957 .

. [M]. : , 2000.

. [M]. : , 1996.

, . [M]. : , 1999.

. [M]. : , 1998.

珣. [M]. : , 2000.

. [M]. : , 1999.

. [M]. : , 2000.

. [M]. : , 1995.

. [M]. : , 1999.

v ; CD . [M]. :

/

/

3 4 7 4 15

versity CEU

4 7 -11

Mapua Institute of Technology

Centro Escolar Uni-

9

Mapua Institute of Technology

/

4 12 -15 4 13

1