

F. Wade 1818 – 1895
Herbert A. Giles 1845 – 1935
1825
1838
2005
Thomas

" " Key Stage 5 7 16
14 16 11 14 7 11

" " " " ①
General Certificate of Secondary Education GCSE " 16 18

Advanced Level A-Level
5-16 16-18

G " ② A C A B C D E F G D C

2004
2004 9

2004

2002

CiLT the National Centre for Languages ^③

2000 2002

2000 2002

Language Trends 2002

78% 62% 51%

2002

2003

14-16

10-11

2003

33 689

601

1.8%

1

1 2003

Language Trends 2003

14 412

7 296

5 915

2 918

1 125

637

601

785

42.8%

21.7%

17.6%

8.7%

3.3%

1.9%

1.8%

2.3%

=33 689

2004 9

70%

30%

Language Trends 2004

2005

34%

66%

26%

74%

75%

25%

1 140

2

2 2005

Language Trends 2005

%

98

73

55

8

6

4

3

2

2

2

1

2

2%

1

2003

2005

2004

2006

10

17%

61%

11

18%

56%

2006

2005

"

"

2006

3

3 2006

④

Language Trends 2006

| | | | | | | | | | | |
|--|--|-----|-----|-----|-----|----|-----|-----|-----|----|
| | | | | | | | | | | |
| | | 99% | 71% | 57% | 9% | 8% | 4% | 4% | 4% | 7% |
| | | 97% | 78% | 76% | 18% | 2% | 18% | 12% | 7% | 9% |
| | | 90% | 69% | 42% | 9% | 3% | 5% | 4% | 4% | 4% |
| | | 97% | 82% | 77% | 22% | 1% | 21% | 17% | 10% | 4% |

3

4%

18%

2005

5%

21%

2006

2007

2008

2006

11-14

7-9

⑤

2007

2008

23%

22%

83%

82%

4

4

2007

2008

9%

14%

33%

28%

2007

2008

2006

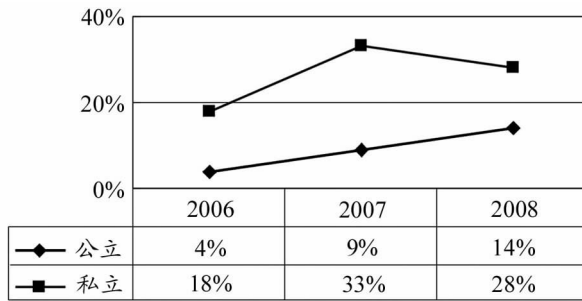
2008

1

4 2007 2008

Language Trends 2007 Language Trends 2008

| | | | | | | | | | | |
|------|--|-----|-----|-----|-----|-----|-----|----|-----|----|
| | | | | | | | | | | |
| 2007 | | 99% | 69% | 67% | 15% | 9% | 7% | 6% | 6% | 3% |
| | | 98% | 88% | 84% | 24% | 33% | 18% | 4% | 19% | 8% |
| 2008 | | 99% | 75% | 67% | 18% | 14% | 7% | 8% | 7% | 5% |
| | | 97% | 84% | 83% | 30% | 28% | 20% | 2% | 20% | 7% |



1 2006 2008

2005

18

2001

2006

5

5 2001 2008

Language Trends 2008

| | 2001 | 2002 | 2003 | 2004 | 2005 | 2006 | 2007 | 2008 |
|---|------|------|------|------|------|------|------|------|
| % | 78 | 76 | 73 | 68 | 59 | 51 | 46 | 44 |

2001

2004

10

2004 2005

9

2004 9

2008

44% 2001

34

2004

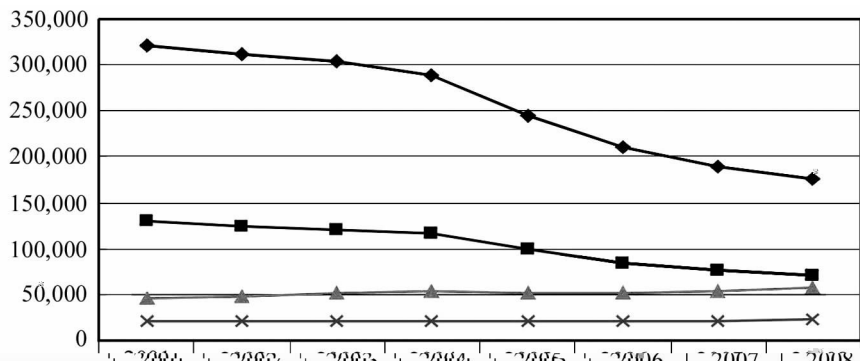
24

2001 2008

2

2

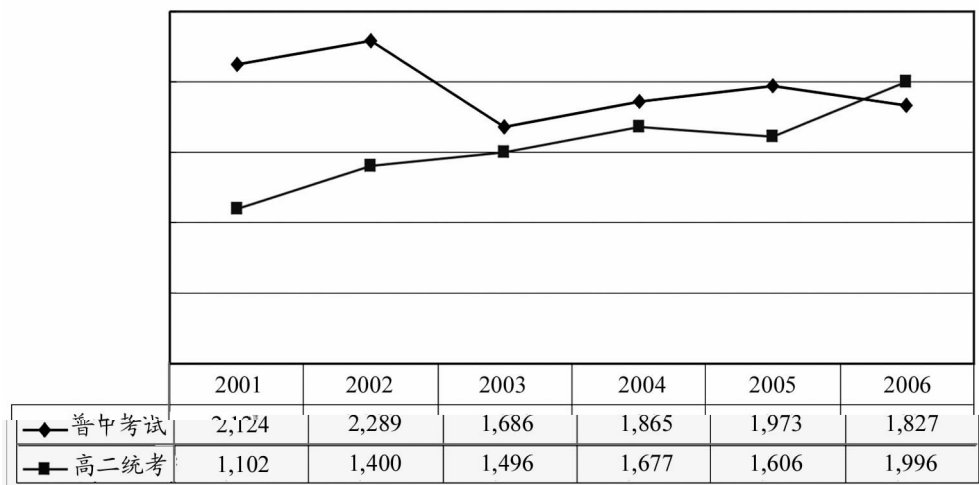
2004



| | 2001 | 2002 | 2003 | 2004 | 2005 | 2006 | 2007 | 2008 |
|--------|--------|--------|--------|--------|--------|--------|--------|--------|
| ◆ 法语 | 321,20 | 311,84 | 304,47 | 289,70 | 244,80 | 209,80 | 189,70 | 176,40 |
| ■ 德语 | 130,62 | 124,71 | 120,65 | 116,34 | 99,200 | 84,800 | 75,800 | 71,100 |
| ▲ 西班牙语 | 45,629 | 48,444 | 51,299 | 53,538 | 52,100 | 52,100 | 53,800 | 56,900 |
| × 其它语言 | 20,317 | 20,641 | 21,508 | 21,783 | 21,600 | 21,500 | 21,700 | 22,700 |

2 2001 2008 *Language Trends 2008*
2007

3



| | 2001 | 2002 | 2003 | 2004 | 2005 | 2006 |
|--------|-------|-------|-------|-------|-------|-------|
| ◆ 普中考试 | 2,124 | 2,289 | 1,686 | 1,865 | 1,973 | 1,827 |
| ■ 高二统考 | 1,102 | 1,400 | 1,496 | 1,677 | 1,606 | 1,996 |

3 2001 2006

Mandarin Language Learning Research Study

3

2001 2006

1102

1996

80%^⑥

1

2

"

"

2001

10.5%

2006

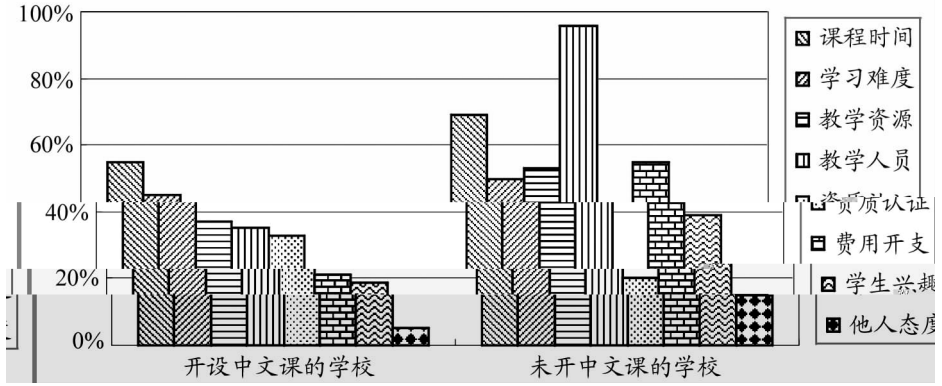
8%

2001

0.7% 2006

0.9%

2007



4

4

Mandarin Language Learning Research Study

60%

100%

2004

Language Learning Research Study
Qualified Teacher Status

QTS

31%

Mandarin

1

2

3

①

Standard Grade

②

National Qualifications Framework NQF